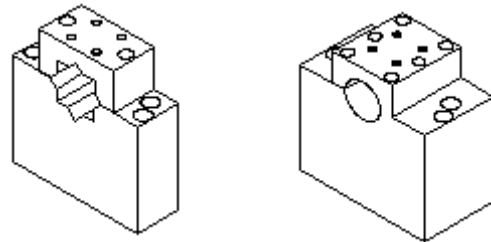


## BOOM BAR BASE MOUNTING BLOCKS

These Boom Bar Base Mounting Blocks are made of Aluminum and come standard with our “Robo” pattern. They mount securely to your boom bar to support a variety of our clamps, blocks, and plates.

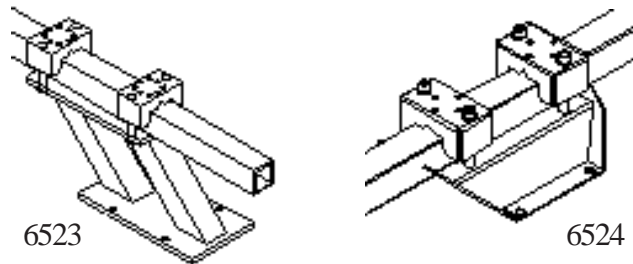
BoomBar Base Mounting Block	
Part No.	Accepts Pipe Size
8471	2" Square
8472	2-1/2" Square
8473	2" Round



## FORWARD MOUNTING BOOM BAR

Our Forward Mounting Boom Bar come in two different styles, one is folded Steel, and the other is made of Steel Tubing. Both units have our standard “Robo” pattern for use with a variety of our RoboDress accessories. Current bolt pattern fits Fanuc 420i robot. Can be turned 180° for ‘rearward’ configuration.

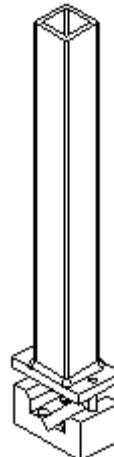
Forward Mount	
Part No.	Construction
6523	Steel Tubing
6524	Folded Steel



## TALL EXTENSION MOUNT

This unit is designed to help aid in the placement of your cables. Mounts securely to a new or existing 2” Square Boom Bar.

Tall Extension Mount	
Part No.	Length - 1" Increments
8273-XX	XX



ISO 9001 certified QMS



## ROBOT ARM CLAMP

These mount securely around your robot arm to give you six “Robo” bolt pattern positions. Current grommet sizes fit Nachi robots.

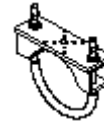
Robot Arm Clamp		
Part No.	ID	Description
6324-24	N/A	Arm Clamp
6325-52	5.188	Grommet
6325-62	6.250	Grommet
6257	6.250	Econo Clamp



6325-52  
6325-62



6324-24



6257

## AXIS 6 MOUNT

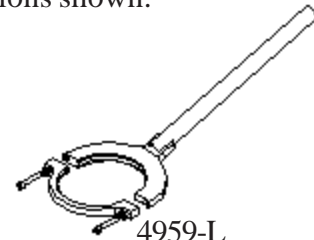
These Steel “Fri-Pans” mount securely to Axis 6 of your Robot. “Fri-Pan” 8310 is ordered separately so you can customize the multitude of arm combinations shown.

Fri-Pan		
Part No.	Size in / mm	Arm
4959-L	160mm	One Piece, 1/4" increments
8108-L	189mm	One Piece, 1/4" increments
8310**	160mm	Not Included
8564**	189mm	Not Included
8401	Inches	T Shaped
8402	Inches	L Shaped
8403	Inches	Angled
8404	Inches	Straight

\*\* Other diameters available



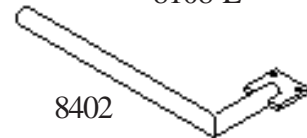
8310  
8564



4959-L  
8108-L



8401



8402



8403

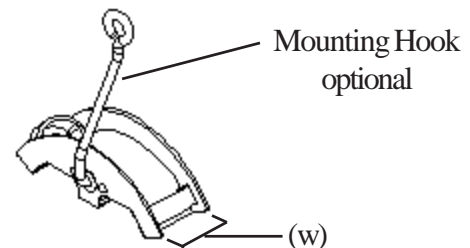


8404

## SADDLE SLING

This Cable Saddle Sling with Velcro straps has been engineered to securely hold your cable without crimping off your water supply. Saddle Sling without Mounting Hook can be stacked together for added width.

Saddle Sling Assembly		
Part No.	Width (w)	
6916-05	2-7/8"	without Mounting Hook
6917-05	2-7/8"	with Mounting Hook
6916-38	1"	without Mounting Hook
6917-38	1"	with Mounting Hook



ISO 9001 certified QMS